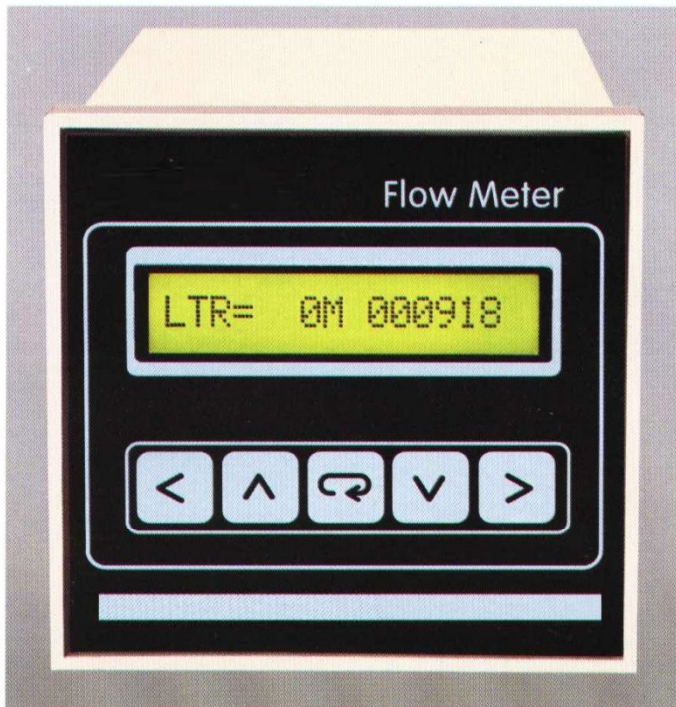



HARIS

PADDLE WHEEL SENSOR AND FLOW METERS


Rate indicator, Totalizer, Batcher



Flow sensor



Sensor installation fittings



PC datalogger software

Feature Rich , Reliable , Accurate

FLOW MEASUREMENT

Flow Meters & Sensors

Applications

- Reverse Osmosis & Water Treatment
- Resource Auditing Systems
- Cooling Water Monitoring
- Municipal Water Auditing
- Distribution for Commercial Facilities
- Borewell Water Monitoring
- HVAC

Features

- Linear & Accurate
- Cost Effective
- User Programmable
- Rate Indicator, Totalizer & Batcher Functions
- Computer Interface – Electronic Data-logging
- Easy Maintainance

HARIS flow measurement system takes care of all your flow measurement and monitoring needs with maximum efficiency. The system comprises of a paddle wheel sensor, digital flow meter and sensor installation fittings.

Principle of Operation:

The most commonly employed measurement principle is to measure the liquid's velocity and the pipe area. $\text{Flow Rate} = \text{Velocity} \times \text{Area}$.

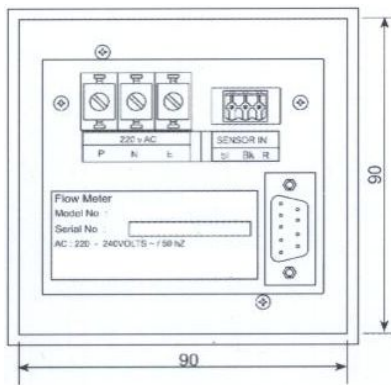
HARIS paddle wheel flow sensor works on this simple but accurate principle. Four blades spin past a sensor in the housing body. As the fluid flow causes the rotor to rotate, a signal is produced proportional to the flow rate. The design of the rotor ensures a linear repeatable output upto a flow velocity of 7m/sec with an accuracy of +/- 0.06 m/s.

The signal is fed to the fully digital, user programmable flow meter for a digital display of Flow Rate & Totalized Flow. HARIS flow meter can be used for batching applications. HARIS flow meters allow field calibration of sensor for achieving maximum accuracy. Advanced digital damping filter with user settable time factor ensures steady readings in pulsating flow conditions. In the event of power failure, the non volatile memory will retain its configuration and totalizer data.


The RS232 communication for PC interface is a standard feature in all HARIS flow meters. Combined with powerful datalogging software, this option provides a cost effective datalogging solution.

Specifications:

Accuracy	: 2% of Full Scale
Operating Range	: 0.3 – 6.0 m/s
Viscosity	: 1.0 Centipoises (water-like)
Max. Pressure	: 10 Bar
Max. Solids	: <100 Micron dia & length
Standard Cable Length	: 3 m
Sensor Excitation	: 12V DC
Display	: 16 Char Dot Matrix LCD
Keyboard	: 5 Key Sealed Tactile
Units	: Lps, Lpm, Lph.
Totalizer Range	: 255 Million 999999 Litres
Calibration	: Digitally Programmable
Supply Voltage	: 220 ~ 249V DC - 50 Hz
Output Ports	: RS 232C
Digital Datalogger	: Optional



Back View



Side View

Haris Sensor Technologies Private Limited

223, Shanti Industrial Estate, Sarojini Naidu Road, Mulund (West), Mumbai 400080, INDIA.
Tel. +91-9820084083 / 022-47500300 ♦ E-mail: info@haris.in ♦ Website: www.harissensor.com

